



INVESTMENT PASSPORT

city of Melitopol
Zaporizhzhia district
Ukraine



BASIC DATA OF MELITOPOL

Administrative unit	Melitopol
Area, km ²	49,66
Area as % of the total area of the country	0,008
Postal codes	72300—324
Telephone Code	+380-619(2)
Altitude above sea level, m	38
Water bodies	the Molochna river
The year of city founding	1784
The name of the city	The Greek words «melitas» and «polis» which means «honey city»
City day	Last Sunday of September
The municipal property of street and road networks, km	355
The apartment blocks of communal property	508

MELITOPOL ON THE MAP OF UKRAINE





FDI INTELLIGENCE

6ST PLACE TOP-10 EUROPIAN
CITIES OF THE FUTURE 2018/2019
COST EFFECTIVENESS



CREDIT-RATING

RATED uaBBB



INVEST IN MELITOPOL



Population:
153 839



Students: **13 986**



Industrial enterprises:
15



LABOUR POOL

INFRASTRUCTURE



LOGISTIC HUB



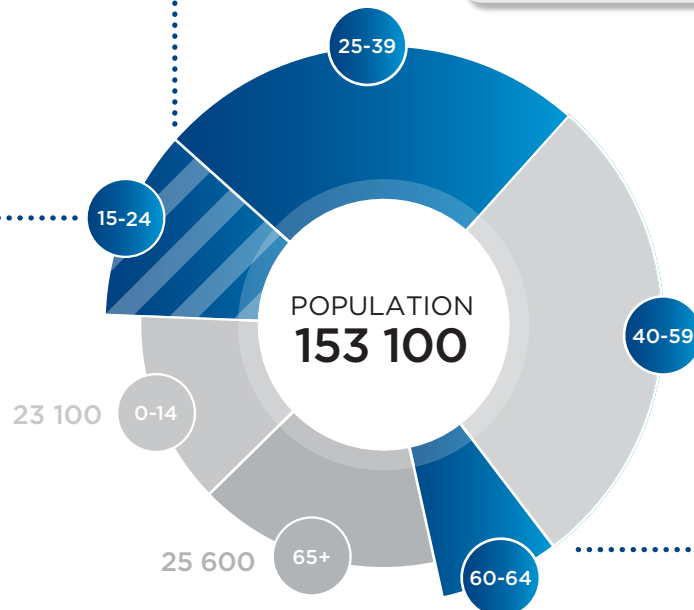
LABOR PULL

AVERAGE GROSS SALARY RANGE BY SECTORS (USD/MONTH)

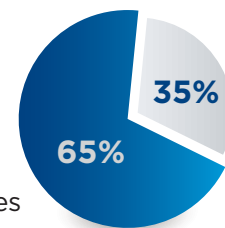
Engineering & Machine Building	230	>
Trade	180	>
Logistics	150	>
IT	500	>
Agriculture and processing	200	>



LABOR PULL
104 400

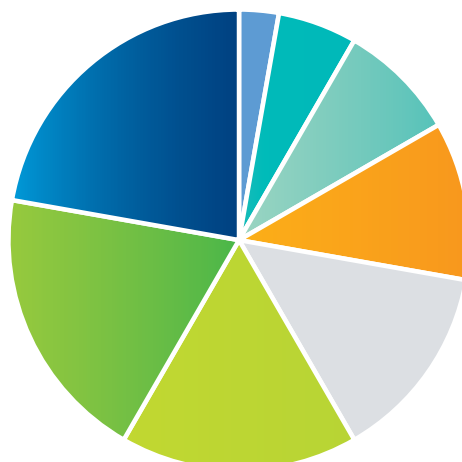


STUDENTS
13 805





Universities
12 131

Vocational schools
4 881



- 28% ENGINEERING
- 17% OTHER TECHNICAL
- 14% MANAGEMENT
- 12% LINGUISTICS
- 12% IT
- 8% LAW
- 7% FINANCES
- 2% ART



HIGHER EDUCATION INSTITUTIONS OF THE CITY



Tavría state agrotechnological university (TSATU)



Bohdan Khmelnytsky Melitopol state pedagogical university



Melitopol state industrial and economic college



Melitopol higher vocational school № 40



Melitopol school of engineering of State water resources agency in Ukraine



Melitopol professional lyceum

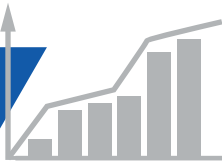


State educational institution «Melitopol construction center of vocational education»



State educational institution «Melitopol professional agricultural lyceum»

SECONDARY SPECIAL EDUCATIONAL INSTITUTIONS OF THE CITY



CITY RATINGS

Melitopol entered the TOP 10 small European cities of the future 2018/19 in the international ranking of the magazine fDi Intelligence, part of the Financial Times in the category «Foreign direct investment Strategy (subcategory «Cost effectiveness»», took the 6th place.

6th place

TOP 10
Small European cities
of the future

fDi European
cities
of the future

TOP 10 SMALL EUROPEAN CITIES OF THE FUTURE 2018/19 – COST EFFECTIVENESS		
RANK	CITY	COUNTRY
1	Skopje	Macedonia
2	Bijeljina	Bosnia-Herzegovina
3	Pleven	Bulgaria
4	Ruse	Bulgaria
5	Burgas	Bulgaria
6	Melitopol	Ukraine
7	Ternopil	Ukraine
8	Kremenchuk	Ukraine
9	Berdiansk	Ukraine
10	Plovdiv	Bulgaria

PRATED uaBBB

credit
rating

Transparency
International
of Ukraine

19th place

TOP 100
Transparency Cities
of Ukraine

TOP 10

The winner of the 2019
UNESCO Learning City
Award



UNESCO
Global
Network
of Learning
Cities

The
Intercultural
Index of The
Council of Europe
program
«Intercultural
cities»

18th place

among 85 cities
of the network

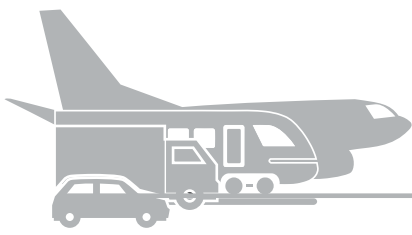
In 2016, Melitopol showed the total index of the intercultural city* - 69%, resulting in the 18th position.

In some positions the city even ahead of the leaders of the rating:

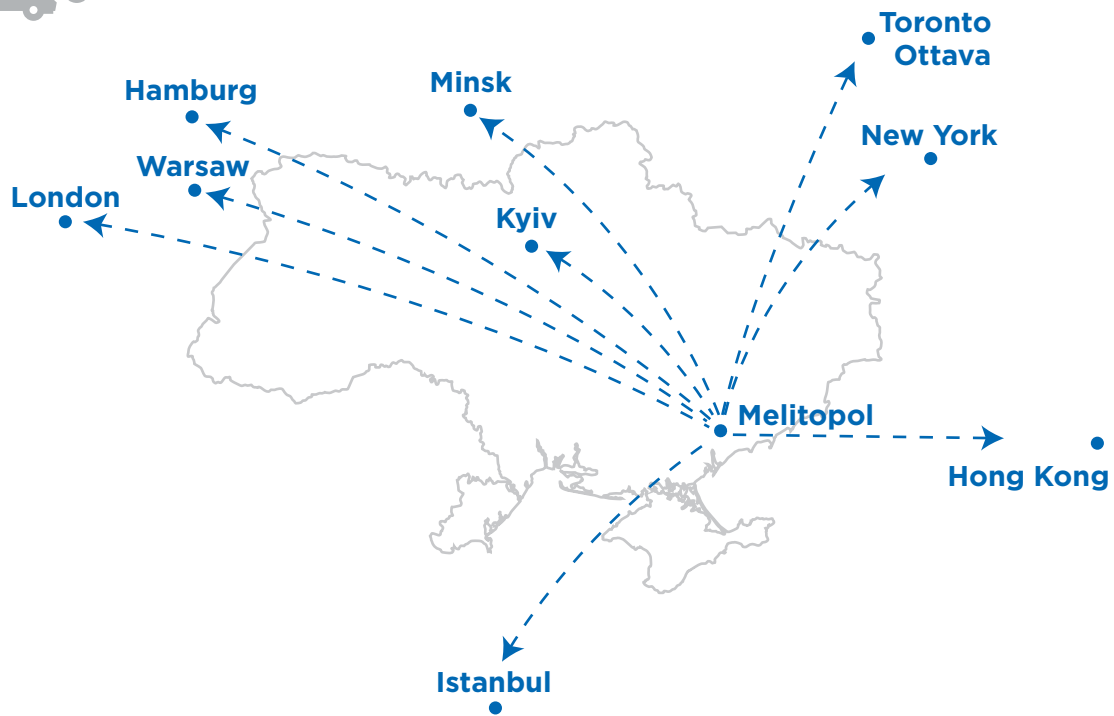
- in the field of obligations - 97%, which exceeds the rating of the sample city, which is 71%;
- in the field of education - 100%, while the sample city is 66%;
- in terms of neighborhood policy - 67%, which is slightly higher than the sample city (63%);
- in the sphere of cultural and social life -100%, which is much higher than the result of the sample city (75%);
- in the sphere of public space of the company is 86%, which is higher than the rating of the sample city, which is 64%;
- in the field of international cooperation is 100%, which is significantly higher than the sample city, which is 72%;
- the level of hospitality is 70%, significantly above the level of the city-sample - 55%;
- in the field of management is 50%, which is higher than the baseline - 34%.

**The index of interculture is determined every three years among the cities participating in the Intercultural Cities Program of the Council of Europe. The program experts conduct analytical evaluations of policies, management and practices.

Read more: <https://www.coe.int/en/web/interculturalcities/about-the-index>



LOGISTIC HUB



Zaporizhzhia

125,3



Dnipro

211,9

Berdiansk

120,5



Mariupol

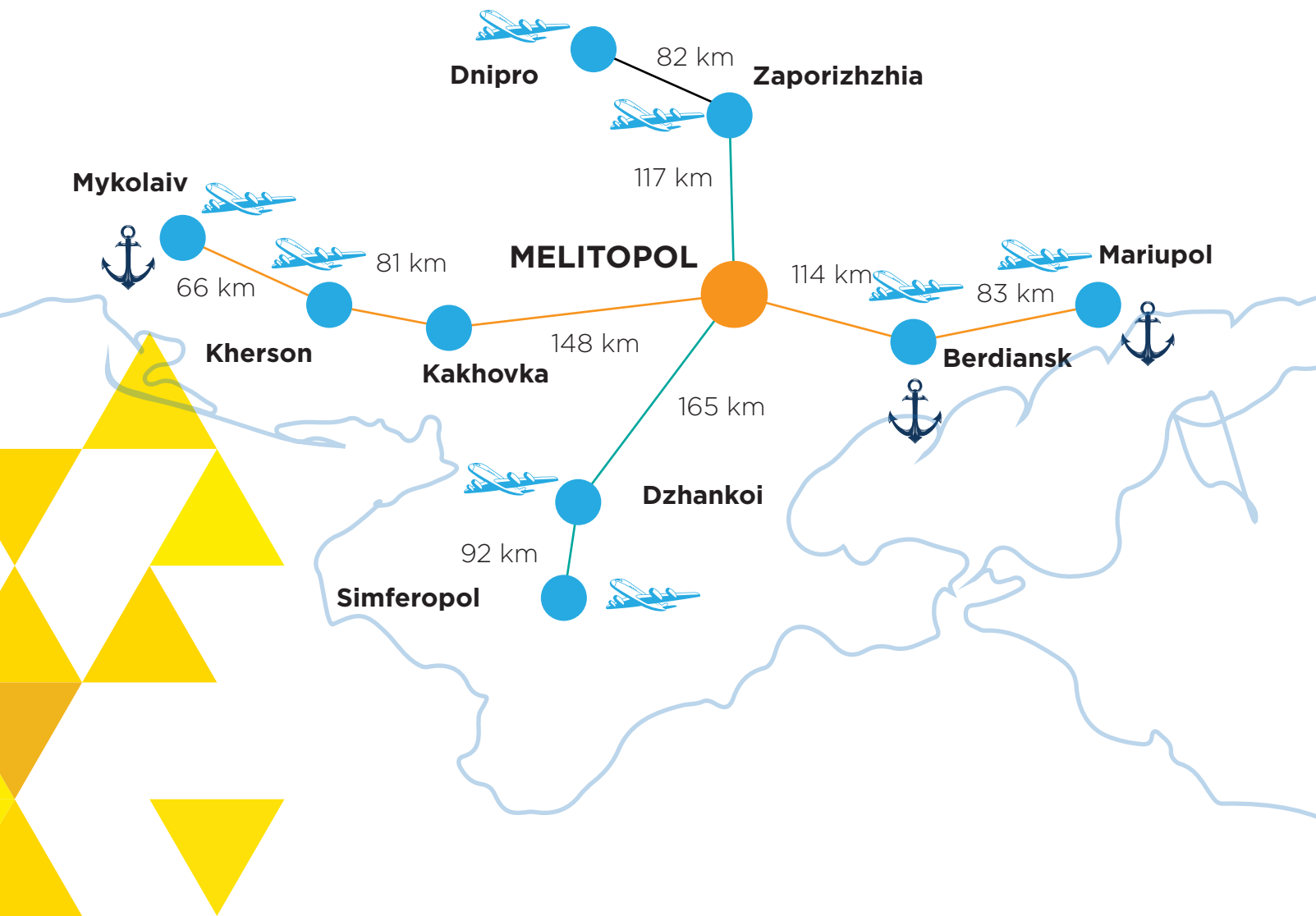
192,3

HOURS



DISTANCE

Flight	Rail	Road	City	Distance
< 1 h 10 min	< 13 h 19 min	< 8 h 54 min	Kyiv	687 km >
< 2 h 25 min	< 32 h	< 18 h 34 min	Warsaw	1473,2 km >
< 5 h 15 min	< 43 h	< 27 h	Hamburg	2301,8 km >
< 14 h 25 min	-	-	New York	8034 km >
< 5 h 50 min	< 53 h	< 35 h	London	3089,1 km >
< 2 h 10 min	-	< 20 h	Istanbul	1270,9 km >
< 2 h 15 min	< 30 h	< 15 h 16 min	Minsk	1185,1 km >
< 15 h 25 min	-	-	Honh Kong	7372 km >
< 9 h 13 min	-	-	Toronto	7553 km >



NATURAL RESOURCE POTENTIAL

CONDITIONAL DENOTATIONS

RESOURCE MAP

- Motor car ways
- Railway
- Railway Station
- Airport
- Port
- Historical and cultural places and Monuments
- Курорти

MINERALS

- Kaolin
- Brown coal
- Natural gas
- Iron Ore
- Manganese ore
- Gold
- Apatite
- Granite
- Graphite

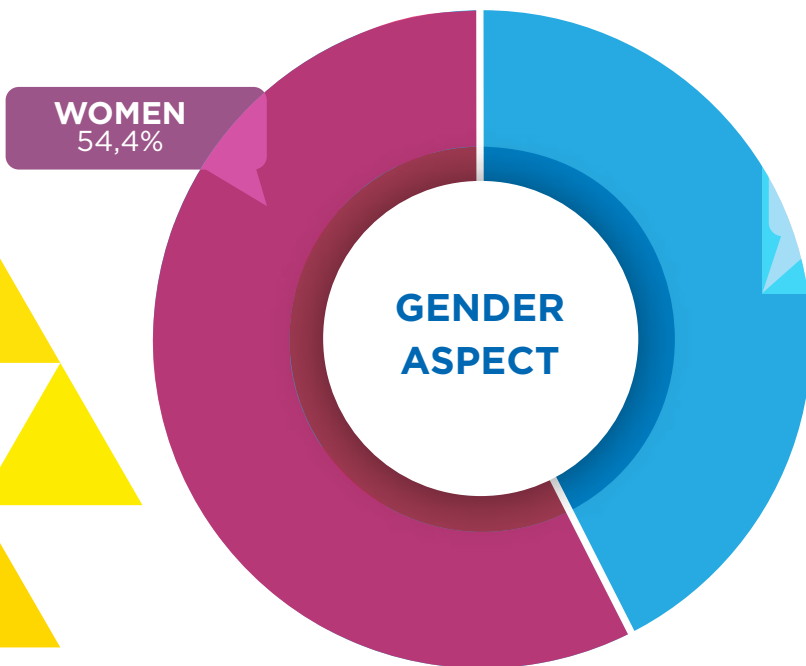
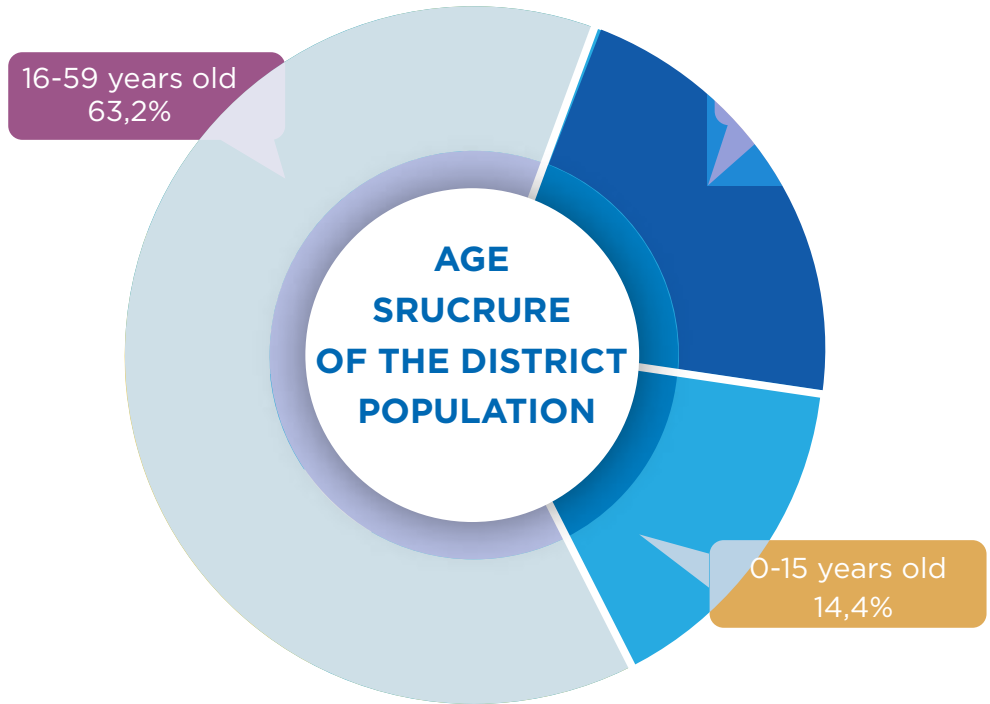


ARTESIAN WATER SUPPLY

- The balance operating reserves of groundwater, thousand m³ - **58,99**
- The length of the city water supply network, km - **422**
- The working artesian wells - **36**
- The number of pumping stations of water supply - **6**
- The sewage treatment plants - **2**
- The sewage pumping plants - **10**



SOCIAL ASPECT





LOCAL TAXES

RATES OF LOCAL TAXES

THE TYPE OF TAX	THE RATE OF TAX
Tax on real estate other than land	USD/m ²
The center of the city	1,08 >
Other territory of the city	0,93 >
The financial service buildings (any part of the city)	2,32 >
Local land tax	% from the normative-monetary valuation
land industry	3,0 >
land of public construction	1,0-5,0 >
agricultural land	1,0-5,0 >
land transport	1,0-5,0 >
land of communication	3,0 >
energy land	1,0-3,0 >
land for residential development	0,05 >
Single tax	USD /month
Group I	7,11 >
Group II	30,91 >

LOCAL TAXES AND LEVIES



INFRASTRUCTURE OBJECTS

8 Greenfield sites - 68 ha



11 Brownfield sites - 217 ha



HOUSING ZONE
2149 ha



MELITOPOL

The city's area
4975 ha



City parks - 126 ha



Active recreation area - 5 ha

GREENFIELDS



Industrial parks - 61,4 ha

Industrial park «Melitopol» - 16,4 ha (Brownfield)

Industrial park «UkrAvto» - 25 ha (Brownfield)

Industrial park «Industrial Melitopol» - 20 ha
(Greenfield)



27 warehousing and logistics objects - 262 ha

PRIORITY DIRECTION FOR INVESTMENT

SME DEVELOPMENT AND ENGINEERING INFRASTRUCTURE FOR BUSINESS

Development of technological and industrial parks.
Creation of Expo Center

Promoting the development of renewable energy infrastructure

Creating an advanced logistics network

Creation of logistics centers

Reconstruction of central treatment plants and collectors

Reconstruction of Novopilipivka Water Pipe

RECONSTRUCTION OF THE WATER SUPPLY & DRAINAGE SYSTEM

ENHANCING THE ECOLOGICAL SAFETY OF THE CITY

Creation of an efficient system of sorting and processing of Municipal solid waste (MSW)

Restoration of the hydrological regime of the Molochna River

Construction of MSW processing complex

Establishment of a hospital for intensive care

Creation of the medical diagnostic center

Creation of the centralized laboratory

DEVELOPMENT OF THE EFFICIENT NETWORK OF THE SECONDARY LINK OF MEDICINE

DEVELOPMENT OF TOURISM

New hotel complexes` construction

New tourist objects` creation

Expansion of video surveillance system, other technical tools

ENHANCING PUBLIC SAFETY

INTRODUCTION OF MUNICIPAL TRANSPORT



INVESTMENT PROPOSALS



INVESTMENT PROJECTS INDUSTRIAL PARK «MELITOPOL»

AIM OF CREATION:

Establishment of the industrial park (IP) in Melitopol means the creation of the territory with equipped infrastructure to accommodate new industrial facilities, IT, logistics and related services.

New enterprises, office and production facilities on a lease will bring revenues as well as will contribute to the economic growth, employment, increase competitiveness and boost investment activities in Melitopol.



THE PERIOD FOR WHICH THE INDUSTRIAL PARK IS CREATED:

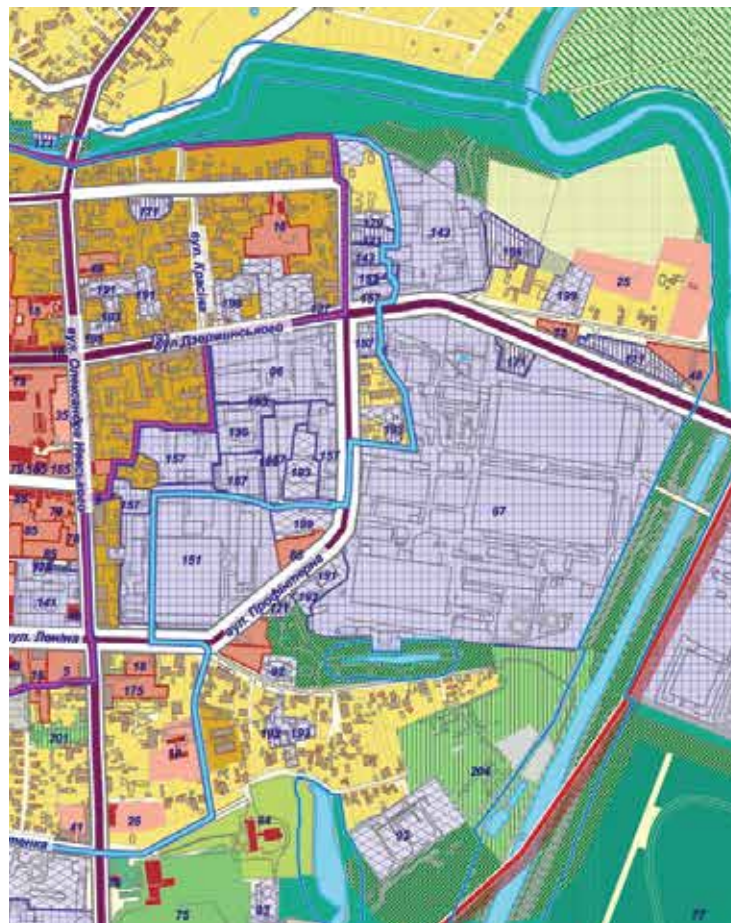
49 years

LOCATION:

According to the city Masterplan, the site for the IP is an industrial zone at the suburbs of Melitopol, Zaporizhzhia region.

LAND LOT DESCRIPTION:

The total area of the IP is 16,3 ha



LAND CATEGORY:

Industrial lands with main and service buildings for processing, electronic and light industry enterprises.

LAND TYPE

On the site, there are industrial and administrative buildings with no equipment and no production cycle.



TOTAL PLANNED INVESTMENT VOLUME - 18 MLN USD

TRANSPORT INFRASTRUCTURE

The north side of the IP is located frontally on the state significance road M-14 (Odessa, Melitopol, Novoazovsk). A traffic intersection and access to the road M-18 is 1.5 km far from the IP area.

The roads are in a satisfactory condition. Over the entire length, there are no restrictions on vehicle size and loads.

The railway station "Melitopol" is 4 km far from the IP. If required, a cargo handling area can be constructed there.



ENGINEERING NETWORKS

Power supply: there are 2 transformer substations on the territory of IP, the reserve capacity to provide enterprises with IP is 5 MW.

Gas supply: possible volume of gas supply 2500 m³/hour.

Water supply: the possible volume of use of water of SP can make 1500 m³/day.

Sewage: Sewer collector allows you to fully meet the needs of the Park.

BUSINESS ACTIVITY

BRANCH STRUCTURE OF THE ECONOMY

Melitopol is one of the scientific and industrial centers of the region. Due to its historical heritage, economic and geographical location and entrepreneurial spirit of the city, the following industries are developing: engineering, light and food industry.

The Internet platform, which presents the spare parts to agricultural machinery local manufacturers



245,6 USD
Average monthly salary (2018)



Quality honey
from manufacturers

YEAR	SALES VOLUME, MILLION UAH\USD
2015	2732,1
2016	3334,7
2017	4012,2
2018	4277,8

As of 01.04.2019 in the city of Melitopol the total number of the entrepreneurs is 10366 people. Among them, there are 2632 of legal persons; there are 7734 of natural persons.

TITLE OF THE COMPANY	MAIN ACTIVITIES	WEBSITE
Tavrian casting company «Talko» Ltd.		Casting of light metals Wholesale of untreated ferrous and non-ferrous metals http://www.talko.com.ua
Melitopol plant of turbo-compressors Ltd. «Turbokom»	Manufacturing, sale and repair of turbochargers for all types of equipment	 http://www.turbocom.com.ua
Plant «Ekopromlit»		Environmentally friendly casting http://www.turbocom.com.ua
«Melitopol factory of autotractor silencers «UTAS» Ltd.	Exhaust gas systems for passenger cars, sports mufflers, components of high-pressure hoses	 http://utas.org.ua
Avtoprivod. Ltd.		Development and production of components and assemblies for the automobile industry http://avtoprivod.com
LLC «MPI-Agro» TM «Ringroup»	Production and sale of repair kits to agricultural machinery	 www.ringroup.com.ua
«Gidrosila MZTG» PLC		Production of units and parts for pumps, compressors and hydraulic systems http://hydrosilamztg.pat.ua/
Private enterprise «SWaG»	Production of units and spare parts for tractors, combines and vehicles	 www.swag.com.ua
Research and Production Enterprise «Bazis» Ltd.		Manufacturer of repair kits for RTI and polymer seals http://kirovets.com.ua/
«Melitopol factory of plain bearings, LTD (MFPB, LTD)»	Manufacture of engine inserts	 http://mfpb.com.ua/
«Melitopol Compressor» PLC		Low and high pressure piston compressors, cast iron and bronze casting www.melcom.com.ua/
«TARA» Ltd.	Production of spare parts for agricultural machinery	 www.tara-ua.com
Private enterprise «Plant Dvigun»		Piston sets and spare parts for automotive equipment http://zdvigatel.com
Production unit «ZAZ» «Melitopol motor plant» PLC	Production of engines and transmissions for automobile car	 www.memz.com.ua
«GIDRAVLIKA TRADE» Ltd.		Manufacture of pumps, compressors and hydraulic systems http://gidravlika.in.ua
«BIOL» Ltd.	Casting of light non-ferrous metals. Manufacture of metal utensils	 www.biol.com.ua



TITLE OF THE COMPANY	MAIN ACTIVITIES	WEBSITE
	«RUSLAN-KOMPLEKT» Ltd.	Manufacture of electrical equipment for engines and vehicles http://ruslankomplekt.com/
	«Manufacturing enterprise «TERMOLIT PLUS» Ltd.	Production of induction furnaces and other metallurgical equipment. http://termolitplus.com
	«TERMOLIT» Ltd.	Induction furnaces www.termolit.com
	«Melitopol plant of springs» Ltd.	Producing a wide range of springs www.oomzp.prom.ua
	«Etalon-zapchastina» (TM Hidroliga) Ltd.	Production of hydraulic cylinders and control valves http://www.gidroliga.com.ua
	Scientific-production company «ROSTA» Ltd.	Development and production of agricultural machinery and irrigation systems http://www.rosta.ua
	Production and commercial enterprise «Promavtomatika»	Production of equipment for filling lines http://promavto.com.ua/
	«Gidrovit» Ltd.	Production of hydraulic cylinders http://gidrovit.com.ua/
	«Restonika» Ltd.	Production of spare parts for agricultural machinery http://restonika.com.ua/
	Individual entrepreneur Kolupaev «Spare parts for grain harvesting equipment»	Production of spare parts for agricultural machinery http://kolupaev.com.ua/
	Trading house «Melitopol agricultural company» Ltd.	Agricultural machinery from the manufacturer http://mapk.at.ua/
	Talko Metal Posud	Metal utensils talkoposuda.com.ua/ua

LIGHT INDUSTRY

TITLE OF THE COMPANY

MAIN ACTIVITIES

WEBSITE

Additional liability company
«Melitopolmebel»

Furniture and fittings

<http://m-mebel.com.ua/>

«Furniture house Lipen» Ltd.

Production of cabinet furniture.
Network of stores

www.dommebeli.com.ua



Melitopol knitting factory
«Nadija»

Manufacture of knitwear, clothing

<http://mtf.com.ua>

Melitopol garment factory

Tailoring

<https://2151-ua.all.biz/>













FOOD AND PROCESSING INDUSTRY



TITLE OF THE COMPANY

MAIN ACTIVITIES

WEBSITE

	Corporate group «Melitopol cherry» Ltd.	Cultivation and sale of fruit and berries, grain, oilseeds and industrial crops	http://melcherry.com/
	«Aris» (TM «Aris»)Ltd.	Production and sale of bakery products	http://www.aris.biz.ua/
	«Lider» Ltd.	Manufacture of bread and bakery products	https://www.ua-region.info/13634657
	Confectionery «Fantazija» Ltd.	Confectionery	http://fantaziya.org.ua/
	Private company Kostryba (TM «Del'fin»)	Ice-cream production	http://dolphinice.biz.ua/
	Melitopol oil extraction plant	Production of crude oil and fat, fuel pellets from waste products	www.melmez.com.ua
	Private company «Milk plant «Olkom» (TM Milk River)	Production of dairy products	http://www.olkom.ua/
	«Melitopol bread factory» Ltd.	Bread, bakery products	
	«Melitopol meat processing plant»	tinned meat, meat products, meat and co-products	www.meat.com.ua
	Family apiary «Veselyi shershen»	Honey and bee products	http://med-na-dom.com/

GEOGRAPHICAL STRUCTURE OF EXPORTS \ IMPORT

The volume of sales of industrial enterprises of Melitopol in 2018 amounted to 4277.8 million UAH, the increase to the previous year amounted to 265.6 million UAH or 6.6%.

Enterprises of the city of Melitopol in 2018 exported products to 91.9 million USD, which is 17.2% more than in 2017.

Analysis of the geographical structure of exports of products in Melitopol, USD

COUNTRIES	2017 year	2018 year	The increase (decrease) thousand USD	The increase (decrease) %
Total, including:	78 411,8	91 895,0	13 483,2	17,2
Growth provided:	45 869,9	69 565,6	23 695,7	51,6
Russian Federation	29 101,0	33 408,0	4 307,0	14,8
Spain	3 314,8	7 842,8	4 528,0	136,6
China	1321,7	6 501,5	5 179,8	391,9
Malaysia	4 844,7	6 089,8	1 245,1	25,7
USA	703,0	2 640,9	1 937,9	275,7
India	2 056,0	2 660,5	604,5	29,4
Uzbekistan	712,3	1 616,9	904,6	127,0
Moldova	1 169,7	1 331,1	161,4	13,8
Australia	347,3	1 316,7	969,4	279,1
Hungary	720,6	1 088,9	368,3	51,1
Germany	448,4	968,9	520,5	116,1
Republic of Korea	-	734,8	734,8	-
Lebanon	-	635,1	635,1	-
Slovakia	106,5	589,4	482,9	453,4
Côte d'Ivoire	223,5	587,3	363,8	162,8
Azerbaijan	421,0	564,6	143,6	34,1
Libya	-	495,2	495,2	-
Latvia	379,4	493,2	113,8	30,0
Allowed reduction	24 468,4	16 585,4	- 7 883,0	- 32,2
Kazakhstan	6 525,3	5 279,0	- 1 246,3	- 19,1
Belarus	7 525,4	4 884,0	- 2 641,4	- 35,1
Poland	2 521,5	1 850,8	- 670,7	- 26,6
United Arab Emirates	2 844,7	1 234,6	- 1 610,1	- 56,6
Georgia	2 127,4	1 236,0	- 891,4	- 41,9
Israel	1 564,7	1 114,1	- 450,6	- 28,8
Lithuania	1 359,4	986,9	- 372,5	- 27,4
Difference between increase and decrease	8 073,5	5 744,0	- 2 329,5	- 28,9

Analysis of the commodity structure of exports of products in Melitopol thousand USD

GOODS	2017 year	2018 year	The increase (decrease) thousand USD	The increase decrease %
Total, including:	78 411,8	91 895,0	13 483,2	17,2
Plant products	1 398,3	4 636,8	3 238,5	231,6
Machinery, equipment, mechanisms, electrical equipment	24 672,7	29 631,9	4 959,2	20,1
Fats and oils	21 927,6	27 299,9	5 372,3	24,5
Means of land transport, except railway	9 195,2	10 372,2	1 177,0	12,8
Aluminium, aluminium products	5 052,4	4 612,8	- 439,6	- 8,7
Prepared foodstuffs	4 467,5	5 642,4	1 174,9	26,3
Ferrous metal products	3 759,2	4 315,6	556,4	14,8
Printed matter	1 117,2	1 260,2	143,0	12,8
Chemical industry products	1 004,0	596,4	- 407,6	- 40,6
Other	5 817,7	3 526,8	- 2 290,9	-39,4

The cost of imported goods in the city of Melitopol for 2018 amounted to 18.3 million dollars. US, which is 9.2% more than in 2017

Analysis of the geographical structure of imports of products in Melitopol, thousand USD

GEOGRAPHICAL STRUCTURE	2017 year	2018 year	The increase (decrease) thousand USD	The increase decrease %
Total, including:	16 773,8	18 317,0	1 543,2	9,2
Growth provided:	11 621,4	14 218,8	2 597,4	22,4
China	4 950,6	5 648,6	698,0	14,1
Russian Federation	2 980,8	3 407,1	426,3	14,3
Germany	2 112,6	2 505,5	392,9	18,6
Poland	1 530,6	2 222,5	691,9	45,2
Japan	46,8	435,1	388,3	830,0
Allowed reduction:	2 981,5	2 441,0	- 540,5	- 18,1
Turkey	1 093,9	855,4	- 238,5	- 21,8
Romania	917,4	670,6	- 246,8	- 26,9
Italy	613,8	584,3	- 29,5	- 4,8
Czech Republic	356,4	330,7	- 25,7	- 7,2
Difference between increase and decrease	2 170,9	1 657,2	-513,7	- 23,7




EXPORT GEOGRAPHY



Analysis of the commodity structure of imports of products in Melitopol thousand USD

GOODS	2017 year	2018 year	The increase (decrease) thousand USD	The increase decrease %
Total, including:	16 773,8	18 317,0	1 543,2	9,2
Machinery, equipment, mechanisms, electrical equipment	4 587,9	4 693,5	105,6	2,3
Transport	411,5	724,6	313,1	76,1
Aluminium, aluminium products	836,7	784,8	- 51,9	- 6,2
Ferrous metals	1 325,8	959,9	- 365,9	- 27,6
Chemical industry products	2 489,2	3 761,2	1272,0	51,1
Polymeric materials, plastics, polymeric and plastic products	1 756,4	1 607,1	- 149,3	- 8,5
Other	5 366,3	5 785,9	419,6	7,8

MELITOPOL SISTER-CITIES



Gori Municipality



KKėdainiai District
Municipality



Borisov & Pukhavichy
Districtes



Brive-la-Gallarde
Municipality



Sliven Municipality

INTERNATIONAL COOPERATION

INTERNATIONAL PROJECTS

The
Covenant
of Mayors

The Europe initiative
«The Covenant of Mayors»

USAID

Improving HIV/AIDS services for key
populations in Ukraine

NEFCO

the optimization
of heat energy consumption
in the public sector

GIZ

Special initiative for Ukraine Project

European
Investment Bank
(EIB)

Energy efficiency

Kusanone

Grant Assistance for Human
Security Projects of the
Kusanone Programme

PLEDDGE

Partnership
for the development of cities

the Folke
Bernadotte
Academy

Local self-government
and the rule of law in Ukraine

PARTNERSHIP AND INTERNATIONAL COOPERATION



Melitopol is the first city in Ukraine, which became a member of the Council of Europe «Intercultural city» (2008). Since becoming a member of the project, representatives of local authorities and participants of the program «Intercultural cities» presented Melitopol in Brussels, Lyon, Strasbourg and other European cities.



The Covenant of Mayors for Climate & Energy is the world's biggest urban climate and energy initiative, which brings together thousands of local and regional authorities voluntarily committed to implementing EU climate and energy objectives on their territory. The local authorities have committed to reduce CO2 emissions at least by 20%. In 2016, the city has adopted an action Plan on sustainable energy development.



The city became a member of the international technical assistance, which is being implemented by the Federation of Canadian municipalities (FCM) with financial support from the Canadian Department of international Affairs. Within the framework of this project in Melitopol marketing strategy and brand of the city, program of promotion of products of Melitopol enterprises to foreign markets and analysis of the local business climate with the export profile of the city appeared.



The project «Robust support for energy efficiency measures in eastern Ukraine» involves the optimization of heat energy consumption in the public sector by equipping three kindergartens with modern energy-efficient materials. In the framework of the project 138 street lights were changed for induction lamps.



GIZ is implementing measures in Ukraine on behalf of five German ministries, the European Union (EU) and also the British and Swiss Governments. krainian-German cooperation currently focuses on the following areas: good governance, energy efficiency, sustainable economic development.



Facilitating the development of social infrastructure Project. The project is funded by the government of Germany via bank kfW and aims to improve the living conditions of internally displaced people in the region. The fund choose kindergartens to be insulated and social building to become housing for immigrants.



Melitopol became a member of the project «Local self-government and the rule of law in Ukraine» after competitive selection. The project is supported by the Folke Bernadotte Academy (Sweden) and the Association of small cities of Ukraine. The main directions of the project: support of local self-government in the implementation of the rule of law in the provision of public services; training; methodological assistance.



- May** - Intercultural Easter in Intercultural City
- May** - National festival of brass and variety music «Tavriski surmy»
- June** - Annual Cherry City Festival «CherechnEvo»
- The middle of August** - Annual Honey City Festival «Medovo»
- The last Sunday of September** - City Day



159 cafes and restaurants

THE CAFES AND RESTAURANTS FEATURE A SEASONAL «CHERESHEVE MENU» WITH DISHES, WHICH INCLUDE THE WORLD-FAMOUS MELITOPOL CHERRY.



Municipal Marketing & Tourism Division
Office for Social and Economic Development of the City
Executive Committee of Melitopol City Council
+38 0619 44 06 18
marketing@mlt.gov.ua

Agency of Melitopol Development
+38 098 49 97 184
agency.melitopol@gmail.com

*This publication has been prepared as part of the project «Melitopol is a reliable partner and hospitable host!» with financial support from Global Affairs Canada through the Democratic Governance and Development Initiatives Support Fund of the Partnership for Local Economic Development and Democratic Governance Project (PLEDDG). PLEDDG Project is implemented by the Federation of Canadian Municipalities (FCM) and funded by Global Affairs Canada. The content of this publication is the sole responsibility of the author(s) and does not necessarily reflect the official position of Global Affairs Canada.
More about PLEDDG Project at www.pleddg.org.ua*

